

TRANSIT

COMMERCIAL VEHICLES



Go Further

INTRODUCING

TRANSIT COMMERCIAL VEHICLES

Transit Custom

- 300S SWB and 340L LWB
- 2.0L EcoBlue diesel engine
- 6-speed Automatic transmission option¹.
- 96kW Power
- 385Nm Torque
- 6.0m³ – 8.3m³⁵ Max Load Volume
- 909 – 1,301kg⁵ Max Payload
- Up to 2,800kg Braked Towing Capacity^{3,5}.
- DRIVE'S 2018 Best Medium Van and DRIVE'S 2018 Commercial Car of the Year Category Award winner



Built for Business

Ford Transit Commercial Vehicles are known for their reliability, loadspace, comfort and efficiency. With next-generation diesel engines available with 6-speed automatic¹ transmission and a choice of over 100 exterior colours,² they're ready for business. Your business.

Tested for Toughness

We ran vehicles at maximum speed for two months. Took them from -40°C to towing fully-laden trailers in 50°C heat. We opened and closed the doors and bonnet over 250,000 times. So if you need tough and reliable, the Transit Commercial Vehicles range has got what it takes.

Transit Van

(2018.75MY from May production and on-sale August 2018)

- 350L FWD/RWD, 350E RWD Jumbo and 470E RWD Jumbo
- 2.0L EcoBlue diesel engine standard on all models⁴.
- 6-speed Automatic transmission available¹.
- 125kW Power
- 405Nm Torque
- 11m³ – 15.1m³⁵ Max Load Volume
- 1,020 – 1,818kg⁵ Max Payload
- Up to 3,500kg Braked Towing Capacity^{3,5}.



Transit Cab Chassis

(2018.75MY from May production and on-sale August 2018)

- Single Cab and Double Cab
- Seats up to 7 occupants (on Double Cab)
- 2.0L EcoBlue diesel engine
- 125kW Power
- 405Nm Torque
- 4,490kg Gross Vehicle Mass
- 3,159 – 4,149mm⁵ Frame Length
- 2,207 – 2,369kg⁵ Max Payload
- 3,500kg Braked Towing Capacity³.



CONTENTS

Transit Custom	3 – 6
Transit Van and Cab Chassis ⁴ .	7 – 14
Innovation	15 – 20
Comfort and Protection	21 – 22
Customisation	23 – 24
Model Range, Dimensions and Weights	25 – 26
Colours and Accessories	27 – 28
Specifications:	
Transit Custom	29 – 30
Transit Van and Cab Chassis ⁴ .	31 – 33

Front Cover: Transit 350L LWB FWD Van and Transit 470E Single Cab Chassis shown, available from Model Year 2018.75 vehicles produced from May 2018, on sale from August 2018. Transit Custom shown with optional Blue Metallic paint and 16" alloy wheels available at additional cost. 1. 6-Speed automatic transmission available at additional cost on Transit Custom and standard on Transit 350L LWB FWD Van. 2. Over 100 colours are available at an additional cost. 3. Braked towing capacity when fitted with a Genuine Ford Accessory Tow Pack and Tow Ball subject to state and territory towing regulations. 4. Transit Van/CC available from Model Year 2018.75 vehicles produced from May 2018, on sale from August 2018. 5. Specifications are a range only. Refer to Dimensions and Weights section on page 26 for additional details



TRANSIT CUSTOM

World class performance and efficiency are here. Introducing DRIVE'S 2018 Commercial Car of the Year, the Transit Custom, with the advanced Euro 6 certified 2.0L EcoBlue diesel engine and optional 6-speed automatic transmission available.¹

This van is built for the city. Delivering bold new design, the versatility to take on tight streets and the loadspace to keep your business moving. Featuring the latest smart technology with SYNC[®]3,² enjoy seamless integration so you always stay connected.

Choose the nimble 300S SWB (Short Wheel Base) or the 340L LWB (Long Wheel Base) with its generous loadspace.

Intelligent tech, smart safety features and Transit Custom's legendary toughness, all come standard.

2018
Drive
COMMERCIAL CAR OF THE YEAR



Sealed loadfloor liner with tie downs

The tough vinyl floor covering allows the floor to be washed and cleaned easily. The load compartment is also fitted with 8 tie-down loops to help keep your items secure and stable.



Ample loadspace

There's no compromise in the most vital consideration for a working van: maximising your loadspace and the ease with which you can use it.

- SWB: 6.0 – 7.2 cubic metres of space
- LWB: 6.8 – 8.3 cubic metres of space
- 8 compartment tie down loops
- Sealed load floor
- Load compartment lighting



Overseas model shown.

Underseat stowage compartment

The front dual passenger seat cushion flips up to reveal a hidden compartment large enough to hold a toolbox.



Up to 3.4 metre load length with load-through bulkhead

The Transit Custom can carry up to 3.4 metre³ long items, thanks to the standard flexible load-through bulkhead.




Impressive towing ability

With up to 2,500kg¹ (SWB)/2,800kg¹ (LWB) maximum towing capacity, the Transit Custom offers impressive pulling power along with a range of safety and driver assistance features to help keep you and your trailer secure. From Hill Launch Assist² to Trailer Sway Control² you can tow with confidence and enjoy a rewarding drive.

CAPABLE AND CLEVER

Huge loadspace, impressive pulling power and a host of handy storage and stowing features make Transit Custom an indispensable working partner. And, because it's been tested to within an inch of its life, you know it will keep pulling its weight for years to come.



Ease of loading

The low cargo floor and sliding side door makes it easier to load and unload by hand. Plus, the double rear doors hold at both 90° and 180° open angles for easy forklift and pallet access.

Transit Custom 300S SWB Van shown with optional Technology Pack.

1. On Transit Custom manual transmission models when fitted with a Genuine Ford Tow Pack and Tow Ball subject to state and territory regulations. Refer to Dimensions and Weights section on page 26 for additional details.
2. Driver-assist features are supplemental and do not replace the driver's attention, judgment and need to control the vehicle. May not operate in some driving and road conditions (including at certain speeds) or adverse weather. 3.3.4 metre load length on Transit Custom 340L LWB Van model.

TRANSIT

VAN/CAB CHASSIS

(2018.75MY from May production and on-sale August 2018)

If you want a vehicle that's dedicated to the job, then you need the Ford Transit. Van or Cab Chassis, every Transit is built to live up to your high standards.

Take the 350L LWB Front Wheel Drive (FWD) Van. It features 6-speed automatic transmission and the advanced Euro 6 certified 2.0L EcoBlue diesel engine (standard across the range). This allows you to work smarter using the seamless integration of the SYNC® 3 system, rear view camera and parking sensors¹.

Every one of the six Transit models is tough, powerful and economical. They are versatile too, with two roof height options on select models².

No matter which Transit you choose, all have the legendary toughness, loadspace and smart tech for your mobile office.



Transit 470E Single Cab Chassis with aftermarket alloy tray (not included).

ANYWHERE YOU LIKE

Offering a variation in body styles and roof heights, there is a Transit Van or Cab Chassis to suit your needs. With Gross Vehicle Mass (GVM)¹ ranging from 3,550kg to 4,490kg, loadspace from 11m³ to 15.1m³ (on Van models) and optimum towing capability, the Transit is prepared for any challenge that comes its way.



Flexible cargo space

Designed to maximise space, convenience and practicality, the Transit 350E and 470E Jumbo Van clearly mean business. Offering up to 15.1m³ of loadspace, room for up to 5 Europallets, it cuts even the biggest jobs down to size.

Transit 470E Jumbo Van shown.

Nimble turning circle

All Transit Van and Cab Chassis models feel car-like to drive, with power-assisted steering, a nimble 13.3m – 14.0m turning circle and excellent driver visibility, thanks to the large windscreen and side windows.

Towing ability

The Transit's appetite for hard work extends beyond its loadspace. The 470E Single/Double Cab Chassis and 470E Jumbo Van Dual Rear Wheel models have up to 7,000kg Gross Combination Mass (GCM) and can pull up to 3.5 tonnes of braked trailer load².

All Transit images shown available from Model Year 2018.75 vehicles produced from May 2018, on sale from August 2018. 1. GVM is the total permissible combined weight of the vehicle including occupants, fuel and cargo. 2. When fitted with a genuine Ford tow pack and tow ball. Subject to State and Territory regulations.

MORE EFFICIENT BY DESIGN

Combining high carrying capacity and maximum productivity, the Transit Van and Cab Chassis have the answer to all your transport needs.

12



• 3,533mm and 4,256mm maximum load lengths¹ enable Transit Van to accommodate long cargo items such as pipes, carpet rolls and building boards.


• High-visibility decals reflect light when the rear doors are open at 90 degrees to warn other road users of the vehicle's presence after dark.

Transit 350L LWB FWD Van shown with optional high roof.



Load Area Protection Kit

Protect your Transit Van and your load. The tough load floor covering allows you to slide loads into the cargo area. It rises 100mm up to the sides, so the floor can be washed and cleaned easily. What's more, full height plywood load liner protection comes standard across the Van range. With fixing points just above the floor, you've got a clear load floor.



Integrated rear bumper step

Rear bumper design incorporates an integral step for easy access to the loadspace.

Optimised loadspace and payload

The Transit Van delivers exceptional load capacity. Behind the fixed steel bulkhead, you'll find up to 15.1m³ of cargo space to fill². The flat load floor and near vertical side walls help you make the most of all that space, with room to carry loads of up to 4,256mm³ in length and up to 2,125mm³ in height. Access to the load area is quick and easy too, thanks to a wide-opening sliding side door, full-height rear doors that can be opened to a full 270° built-in DIN/ISO compliant tie-down hooks and fixing points that are mounted on the side walls⁴.

All Transit images shown available from Model Year 2018.75 vehicles produced from May 2018, on sale from August 2018. 1. Maximum load lengths: Transit 350L LWB FWD/RWD Van 3,533mm. 350E and 470E Jumbo Vans 4,256mm. 2. 15.1m³ max load volume on 350E and 470E Jumbo Van models. Refer to the Dimensions and Weights specifications page for max load volumes on remaining Transit Van models. 3. 2,125mm load floor to roof height on Transit 350L LWB FWD Van only. Refer to the Dimensions and Weights specifications page for load floor to roof heights on remaining Transit Van models. 4. On Van models only.

THERE’S A TRANSIT FOR YOU

Available in Single Cab or Double Cab, the Transit Cab Chassis can be customised to suit your needs so you’ll be prepared for any challenge that comes your way.

Transit 470E Single Cab Chassis²

The Ford Transit Cab Chassis is a vehicle you can rely on when there’s serious work to be done.

- Dual rear-wheel
- RWD
- Chassis frame length 4,149mm
- 4,490kg Gross Vehicle Mass
- 3 seats



Transit 470E Double Cab Chassis²

- Dual rear-wheel
- RWD
- Chassis frame length 3,159mm
- 4,490kg Gross Vehicle Mass
- 7 seats



Room for the largest crew

Transit Double Cab Chassis is a great solution for moving both crew and load at the same time. Wide-opening doors provide easy access to the spacious, well thought-out interior. While the dual front passenger seat and standard rear quad seat together offer comfortable accommodation for up to 7 occupants, including plenty of under-seat stowage possibilities.



Impressive 3.5 Tonne Towing¹

Make light work of tough challenges. The Transit Cab Chassis has a massive 3.5 tonne towing capacity¹ to help carry your load.



TAKE YOUR BUSINESS TO NEW HEIGHTS

Sometimes you just need some extra height. That’s why we’ve got two high roof options across a range of vans³, designed to give you that additional space so you won’t need to compromise.

Transit Custom High Roof

Intelligent design combined with a highly functional load space ensures your Transit has never been more ready to work.

- Optional high roof available on 300S SWB and 340L LWB
- Up to 8.3M³ max cargo volume⁴
- Up to 1778mm internal load height⁴



Transit Van High Roof

Transit Vans available from 2018.75MY vehicles from May production and on-sale August 2018.

- Optional high roof available on 350L FWD and 350L RWD
- Up to 13.0M³ max cargo volume⁴
- Up to 2125mm internal load height⁴



1. 3.5 tonne braked towing capacity when fitted with a Genuine Ford Tow Pack and Tow Ball subject to state and territory regulations. 2. Single and Double Cab Chassis models shown with aftermarket alloy tray (not included). Transit Cab Chassis models shown available from Model Year 2018.75 vehicles produced from May 2018, on sale from August 2018. 3. Excludes Transit Cab Chassis and Jumbo Van models 4. Refer to Dimensions & Weights section on pg.26 for additional details.



INNOVATION COMES STANDARD

TRANSIT COMMERCIAL VEHICLES

(2018.75MY Transit Van and Cab Chassis from May production and on-sale August 2018)

We're passionate about the performance of your vehicle, and your business.

That's why we went further with the advanced 2.0L EcoBlue diesel engine, and available 6 speed auto transmission¹ in the Transit Custom and Transit 350L LWB FWD Van.

We also went further with advanced safety technology and intuitive voice-activation. And because everyone is different, we've taken customisation to the next level, including a choice of over 100 optional exterior colours².



Advanced 2.0L EcoBlue Engine

Get even more power with the advanced, 2.0L EcoBlue diesel engine standard across the Transit Commercial Vehicle range. Not only delivering substantial power and torque, we've also optimised efficiency and emissions standards. Providing an impressive 125kW of power and 405Nm of torque on Transit Van and Cab Chassis models.

6-Speed Auto

A versatile and smooth 6-speed Automatic transmission¹ is available on Transit Custom and Transit 350L LWB FWD Van.

NEXT GEN ENGINE, NEXT LEVEL THINKING

Across the Transit Commercial Vehicle range is smart design that maximises productivity and minimizes running costs. From hard wearing, durable parts to a fuel efficient EcoBlue engine, Transit helps your business keep costs to a minimum.



High-mounted headlights

Powerful projector-style headlights are located safely out of harm's way.

Multi-piece rear bumper

Smart multi-piece rear bumper assembly helps to keep repair costs low.

Tested for endurance

Extensive testing included a two-month maximum speed test and demanding low-speed city drive cycles to imitate typical unforgiving delivery schedules.

Wide bodyside mouldings

Tough bodyside mouldings help to protect your van from accidental damage.

Transit 350L LWB RWD Van shown.



Overseas model shown with optional Technology Pack.

Auto-Start-Stop

When your vehicle is idling at a standstill, the engine can automatically shut down² to help improve fuel consumption. When you want to drive off, the engine immediately restarts.



Tyre Pressure Monitoring System (TPMS)³

Never miss a beat with the intelligent Tyre Pressure Monitor that will notify you if one of your tyres is significantly under-inflated. The monitor constantly assesses each tyre's pressure and let's you know which ones need air and when.



Oil-Life Monitor System

The Intelligent Oil-Life Monitor (IOLM) system analyses your vehicle's data to determine when you should change your engine oil based on how your vehicle is used. This helps ensure that your engine can perform at its best while also helping you anticipate vehicle maintenance.

Driving with AdBlue®

To operate, the 2.0L EcoBlue diesel engine must be filled with AdBlue® fluid which is designed to convert harmful NOx exhaust emissions into Nitrogen and water. Systems warnings illuminate when fluid level becomes too low. For more information, please discuss with your Ford Dealer.

1. 6-speed automatic transmission available at additional cost on Transit Custom and standard on Transit 350L LWB FWD Van. 2. Auto start-stop deactivation will not occur in all situations. 3. Tyre Pressure Monitoring System only available on Transit Custom models as part of the optional Technology Pack





Stay connected anywhere and everywhere

Our next generation SYNC® 3 is a fully integrated, voice-activated system cleverly designed to let you continue working, while your hands stay on the wheel, and your eyes stay on the road. Sync your phone to call your business contacts? listen to music and stay on track with the available integrated Satellite Navigation system?

Featuring a customisable 8-inch Colour LCD capacitive Touch Screen, Bluetooth Technology and USB ports, you can easily access all your devices quicker than ever before. Best of all, SYNC® 3 can be paired to more than one mobile device?

What's more, DAB+ Radio and Android Auto™⁵ / Apple CarPlay™⁴, are standard across the range so you can enjoy music and connectivity on the go.

Transit Custom SYNC® 3 screen shown.

MAKES WORK A PLEASURE

Whether Transit Custom, Van or Cab Chassis¹, there's a range of intelligent features to help lighten the load. Car-like comfort makes work a pleasure, while high-quality materials gives a premium feel without compromising everyday practicality.



A great working environment

It's easy to find the ideal driving position with a ten-way adjustable driver's seat and a steering wheel that adjusts to height and arm length. The allergy-friendly materials of the interior and high-performance pollen filter will keep you breathing easy. And the cruise control's Adjustable Speed Limiting Device allows you to set a maximum speed that you do not wish to exceed (deactivated on full acceleration).

Heated seats combat the cold mornings throughout winter with the push of a button. Heated seats come standard across the Transit Commercial Vehicles range for the driver and front passenger.

Transit Custom interior shown.

Emergency Assistance³

Emergency Assistance can call emergency services and share the exact GPS coordinates of your location in the unlikely event of an accident that activates an airbag or shuts off the fuel pump.



Transit Van interior shown.

Apple CarPlay™ / Android Auto™

Choose how you stay connected by easily switching between SYNC®3 and Apple CarPlay™⁴ or Android Auto™⁵ for seamless integration on the move:⁶



Transit Custom interior shown.

Satellite Navigation⁷

Keep on track with Satellite Navigation using voice-activation to view detailed maps on the 8-inch touchscreen, listen to real-time traffic condition updates and voice-guided directions.



Transit Custom interior shown.

Power mirrors

Electrically-operated and heated with large adjustable spotter lens. Perfect for parking in tight spaces or driving through narrow lanes.



Fold-out table and underseat stowage compartment

The front dual passenger seat features a fold-out table and an underseat stowage compartment large enough to hold a toolbox.



Overseas model shown.

Cleverly designed storage

Transit Commercial Vehicles are equipped with plenty of handy in-cab storage areas to keep your items safe, including a full-width overhead stowage shelf. There's also a cleverly concealed storage compartment above the instrument cluster with a 12V power socket and USB port.



1. All Transit images shown (excluding Transit Custom), available from Model Year 2018.75 vehicles produced from May 2018, on sale from August 2018. 2. Not all SYNC® 3 features are compatible with all phones, for full compatibility list see www.ford.com.au/sync. 3. To use Emergency Assistance, your phone must be paired and in mobile reception range. 4. Apple CarPlay™ requires phone with compatible version of Apple iOS, active data service, and connection cable (sold separately). SYNC® does not control Apple CarPlay™ while in use. Apple is solely responsible for their functionality. Message and data rates may apply. Apple CarPlay™, Siri Eyes Free, iPod

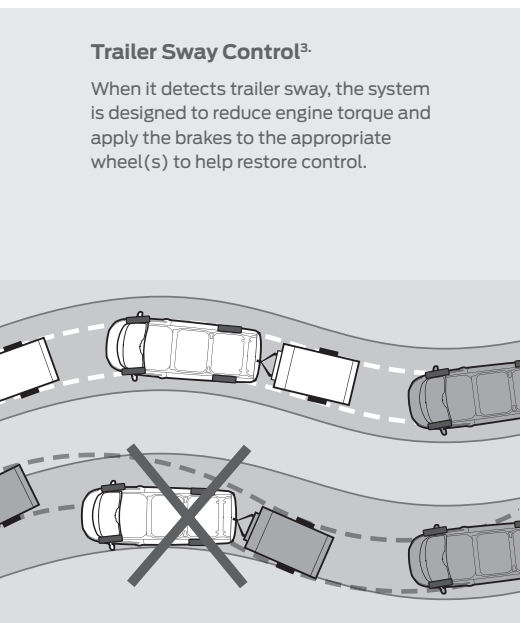
and iPhone are trademarks of Apple Inc. registered in the US and other countries. 5. Android Auto™ requires phone with compatible version of Android Auto™, active data service, and connection cable (sold separately). SYNC® does not control Android Auto™ while in use. Android Auto™ is solely responsible for their functionality. Message and data rates may apply. Android Auto™ and Google Maps are trademarks of Google Inc. 6. Local laws may prohibit the use of some features. Check your local road rules before using. 7. Satellite Navigation optional on Transit Custom and standard on all other Transit models.



Reverse camera²
Park with confidence using the Rear View Camera² - providing a wide-angle view behind the vehicle so you can see what, or who, is behind you when reversing.



Front and rear parking sensors²
An audible warning helps you judge the distance between your vehicle and obstacles at the front and rear, for easier parking and manoeuvring.



Trailer Sway Control³
When it detects trailer sway, the system is designed to reduce engine torque and apply the brakes to the appropriate wheel(s) to help restore control.



Dynamic Stability Control (DSC)³
DSC is designed to help you maintain control in extreme driving conditions. It senses when you are deviating from your chosen line and aims to keep you on track by automatically regulating braking and engine output.



OPTIONAL TECHNOLOGY PACK

(Available on Transit Custom)

Autonomous Emergency Braking (AEB) with Pedestrian Detection³

If a potential collision with a vehicle or pedestrian is detected, the Pre-Collision Assist system can alert the driver, pre-charge the brakes and automatically apply them to help mitigate any impact.

Lane Departure Warning³

Can detect lane markings and alert you with vibrations through the steering wheel if it senses your vehicle drifting unintentionally out of its lane.

Blind Spot Information System (BLIS)³

If its sensors detect that another vehicle enters your blind spot whilst travelling, the system activates a warning indicator light which appears in the side mirror.

Rear Cross Traffic Alert (RCTA)³

When reversing, Rear Cross Traffic Alert can detect approaching vehicles or other hazards and alert you with visual and audible warnings.

Adaptive Cruise Control³

Set your desired speed and Adaptive Cruise Control adjusts to the flow of traffic, slowing down when it senses a vehicle in front and returning to your pre-set speed once it clears.

Five stars for safety

Drive with extra confidence knowing Transit Custom has a full 5-star ANCAP safety rating.


Transit Custom 300S SWB Van shown with optional Technology Pack.

PEACE OF MIND INSIDE AND OUT

All vehicles within the Transit Commercial Vehicle Range have been designed so you can focus on the journey ahead and leave your worries at home. Each vehicle comes with a standard suite of safety and driver assistance features, chosen with everyday driving usage in mind. Transit Custom drivers also have further technology options for additional peace of mind.

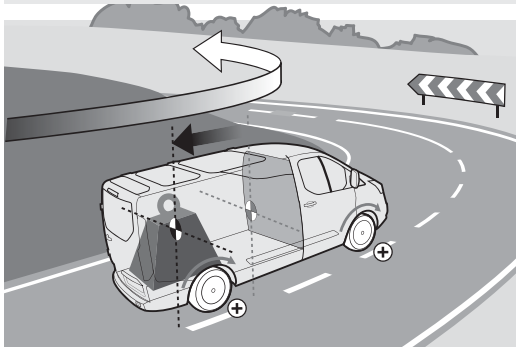
Roll-over Mitigation³

Reacts to a potentially dangerous driving situation by activating the DSC to restore stability.



Load Adaptive Control³

Load Adaptive Control is designed to adjust the responses of the DSC system to compensate when the vehicle is unladen, partially or fully-laden.



Six Airbags Standard

All Transit Commercial Vehicles feature airbags positioned at the front, on both sides and at the head to enhance protection of the driver and front passengers in the event of an accident.



1. All Transit images shown (excluding Transit Custom), available from Model Year 2018.75 vehicles produced from May 2018, on sale from August 2018. 2. Not available on Transit Cab Chassis models. 3. Driver-assistance features are supplemental and do not replace the driver's judgement. Function may not operate in some driving and road conditions or adverse weather.

Rear Liftgate Door¹

Smart and sophisticated by design, the optional rear liftgate door¹ lets you load and unload, even in the rain. Available only on Transit Custom.

Dual Side Load Doors¹

When the clock's ticking, easily access your cargo from both sides with versatile dual side load doors¹. Available on Transit Custom and Transit 350L LWB Van (Mid-roof).

Single Passenger Seat¹

(In lieu of dual front seats)
Maximise your front cabin space with the single passenger seat¹ option. Available on Transit Van and Cab Chassis models.

Technology Pack¹

New optional Technology Pack² offers the latest smart features and driver assistance tech including Autonomous Emergency Braking (AEB) with Pedestrian Detection, Adaptive Cruise Control³, Auto High Beams, Auto Rain-Sensing Wipers, Lane Departure Warning³, Blind Spot Monitoring with Rear Cross Traffic Alert³ and more. This suite of innovative tech also features a new Tyre Pressure Monitoring System (TPMS), available on Transit Custom models.

Transit Custom (left) shown with Rear Liftgate Door, Dual Side Load Door, Technology Pack and SVO Paint options. Transit 350L LWB RWD Van (right) (available from Model Year 2018.75 vehicles produced from May 2018, on sale from August 2018) shown with SVO Paint option. The aforementioned options are available on select models at additional cost.

CUSTOMISATION FOR EVERY BUSINESS

Upskill your Transit Commercial Vehicle to suit your business. There's the latest tech pack, the largest range of colours, and load capability upgrades. Whatever you need, there's a customisation pack to match.



Available in over 100 colours¹

Your brand reflects your business. Let your Transit Commercial Vehicle also match your business. Only Ford gives you a choice of over 100 exterior paint colours¹. It'll be factory sprayed to the highest standards, so you get to keep your Ford Factory Warranty. Available on all Transit Commercial Vehicle models.



1. SVO Paint is available at an additional cost. Rear Liftgate Door, Dual Side Load Doors, Single Passenger Seat and Technology Pack are available on select models at additional cost. Refer to the vehicle specifications page for full details. 2. Features included with optional Technology Pack available on Transit Custom models only. 3. Driver-assistance features are supplemental and do not replace the driver's judgement. Function may not operate in some driving and road conditions or adverse weather.

Transit Custom model range



Transit Custom 300S SWB Van



Transit Custom 340L LWB Van



Transit Van and Cab Chassis



Transit 350L LWB RWD Van



Transit 350L LWB FWD Van



Transit 350E RWD Jumbo Van



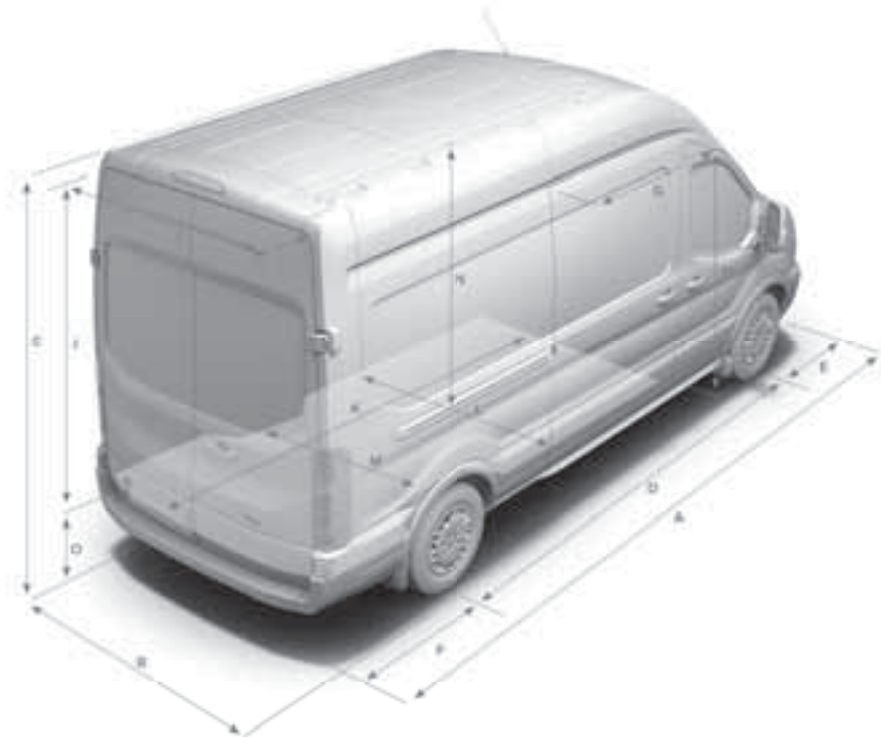
Transit 470E RWD Jumbo Van



Transit 470E RWD Single Cab Chassis



Transit 470E RWD Double Cab Chassis



Measurements

Please refer to the **Dimension (mm)** section, on the page to the right, for the corresponding dimension position names and vehicle specifications.

Illustration not to scale and is only included for the purpose of indicating dimension positions only – they are not representative of actual vehicle specifications. All Transit images shown (excluding Transit Custom), available from Model Year 2018.75 vehicles produced from May 2018, on sale from August 2018.

Dimensions & Weights

		Transit Custom 300S SWB		Transit Custom 340L LWB		Transit 350L LWB RWD Van		Transit 350L LWB FWD Van		350E Jumbo Van (SRW)	470E Jumbo Van (DRW)	470E Single Cab Chassis	470E Double Cab Chassis
		(Low Roof)	(High Roof)	(Low Roof)	(High Roof)	(Mid Roof)	(High Roof)	(Mid Roof)	(High Roof)				
Cargo Dimensions (mm)													
M	Width – Load Space Between Wheel Arches	1392	1392	1392	1392	1392	1392	1392	1392	1392	1154	-	-
L	Width – Load Space Maximum	1775	1775	1775	1775	1784	1784	1784	1784	1784	1784	-	-
N	Height – Load Space Floor to Roof (Laden to Unladen Range)	1406	1778	1406	1778	1786	2025	1886	2125	2025	2025	-	-
O	Height – Rear Loading Height (Laden to Unladen Range)	564	564	536	536	715	715	613	613	715	715	-	-
K	Length – Load Space Maximum (At Floor)	2554	2554	2921	2921	3533	3533	3533	3533	4256	4256	-	-
	Length – Load Space Maximum (includes Underseat Storage)	3037	3037	3404	3404	-	-	-	-	-	-	-	-
	Length – Load Space Maximum (At 1.2m High)	2400	2400	2767	2767	3350	3350	3350	3350	4073	4073	-	-
	Load Space Maximum (with Bulkhead) (cu.m) ¹	6.0	7.2	6.8	8.3	11.0	12.4	11.5	13.0	15.1	15.1	-	-
	Load Space SAE (with Bulkhead) (cu.m) ²	5.7	7.2	6.6	8.2	-	-	-	-	-	-	-	-
	Load Space VDA (with Bulkhead) (cu.m) ²	5.4	6.6	6.2	7.7	10.2	11.5	10.8	12.0	14.1	14.1	-	-
	Euro Pallet Capacity (1,200mm x 800mm)	3	3	3	3	4	4	4	4	5	5	-	-
Exterior Dimensions (mm)													
A	Length – Overall	4973	4973	5340	5340	5981	5981	5981	5981	6704	6704	6579	6404
	Length – Chassis Frame	-	-	-	-	-	-	-	-	-	-	4149	3159
B	Width – Overall (with/without Side Mirrors Extended)	2272 / 2080	2272 / 2080	2272 / 2080	2272 / 2080	2474 / 2112	2474 / 2112	2474 / 2112	2474 / 2112	2474 / 2112	2474 / 2112	2746 / 2111	2746 / 2111
C	Height – Overall (with Roof Rack Retracted)	2000	2366	1979	2343	-	-	-	-	-	-	-	-
C	Height – Overall (with Roof Rack Extended)	2124	-	2103	-	-	-	-	-	-	-	-	-
C	Height – Overall (Unladen)	-	-	-	-	2547	2786	2541	2780	2781	2781	2214	2200
D	Wheelbase	2933	2933	3300	3300	3750	3750	3750	3750	3750	3750	3954	3954
E	Overhang – Front	1012	1012	1012	1012	1023	1023	1023	1023	1023	1023	1023	1023
F	Overhang – Rear	1028	1028	1028	1028	1208	1208	1208	1208	1931	1931	1602	1427
G	Width – Side Door Opening	1030	1030	1030	1030	1300	1300	1300	1300	1300	1300	-	-
H	Height – Side Door Opening	1324	1324	1324	1324	1600	1600	1700	1700	1600	1600	-	-
I	Width – Rear Door Opening	1404	1404	1404	1404	1565	1565	1565	1565	1565	1565	-	-
J	Height – Rear Door Opening	1347	1706	1347	1706	1648	1887	1748	1987	1887	1887	-	-
	Front Track	-	-	-	-	1732	1732	1732	1732	1732	1740	1740	1740
	Rear Track	-	-	-	-	1759	1759	1759	1759	1759	1670	1670	1670
Vehicle Masses													
	Axle Load – Front / Rear Maximum	1575 / 1590	1575 / 1590	1750 / 2015	1750 / 2015	1850 / 2250	1850 / 2250	1750 / 2250	1750 / 2250	1850 / 2250	1850 / 3100	1850 / 3100	1850 / 3100
	Gross Combined Mass (kg) – Manual / Automatic	4940 / 4000	4940 / 4000	5365 / 4365	5365 / 4365	5500	5500	4250	4250	5500	7000	7000	7000
	Gross Vehicle Mass (kg)	3000	3000	3400	3400	3550	3550	3550	3550	3550	4490	4490	4490
	Kerb Weight ³ – Manual / Automatic	1994 / 2042	2043 / 2091	2099 / 2147	2150 / 2198	2380	2425	2320	2365	2530	2672	2121	2283
	Payload ⁴ – Maximum – Manual / Automatic	1006 / 958	957 / 909	1301 / 1253	1250 / 1202	1170	1125	1230	1185	1020	1818	2369	2207
	Towing Capacity ⁵ – Maximum (kg) Braked – Manual / Automatic	2500 / 1800	2500 / 1800	2800 / 2050	2800 / 2050	2750	2750	1800	1800	2750	3500	3500	3500
	Towing Capacity – Maximum (kg) Unbraked	750	750	750	750	750	750	750	750	750	750	750	750

1. Maximum load volume method simply measures the volume of a fine-grained material such as sand or rice which can be deposited into the loadspace. 2. Loadspace shown as VDA (measured in cubic metres) measures volume in cubed litre blocks. 3. Kerb Weight includes the vehicle with a full tank of fuel, without occupants, luggage or cargo and with all standard equipment. Additional weight of optional features must be taken into account when calculating kerb weight. 4. Subject to State and Territory regulations. Payload is defined as the Gross Vehicle Mass minus the kerb weight. Payload is the maximum combined value of occupants, cargo, added options, added structures and tow ball download (when towing). GVM must not be exceeded. 5. Braked towing capacity when fitted with a Genuine Ford Tow Pack and Tow Ball, subject to State and Territory towing regulations.

TRANSIT COMMERCIAL VEHICLE RANGE
(2018.75MY Transit Van and Cab Chassis from May production and on-sale August 2018)

Transit Custom Colours



Frozen White



Magnetic¹



Moondust Silver¹



Blazer Blue



Blue Metallic¹



Shadow Black¹

Transit Van and Cab Chassis Colours

The entire Transit Van and Cab Chassis Colours range comes in your choice of classic Frozen White or Moondust Silver.




Frozen White



Moondust Silver¹

Trims

These Dark Palazzo Grey seat inserts and Ebony seat bolsters come standard across the entire Transit Commercial Vehicle range.



Seat insert: Quadrant in Dark Palazzo Grey

Seat bolster: City in Ebony

CHOOSE YOUR LOOK

It all starts with a range of classic Transit Commercial Vehicle range colours and Genuine Ford Accessories to help give you the perfect look to suit your business and style.

Accessories

	Transit Custom 300S SWB Van	Transit Custom 340L LWB Van	Transit 350L LWB FWD/RWD Van	Transit 350E & 470E Jumbo Van	Transit 470E Single/Double Cab Chassis
16" Alloy Wheels ²	A ⁵	A	A	A	-
Alloy Wheel Lock Nuts	A	A	A	A	-
Carry Bars (Set of 4)	-	-	A	A	-
Rhino Rack Carry Bars, Roof Platform & Ladder Rack System ³	A	A	-	-	-
Interior Stowage Rack Kit (Maximum load 50kg)	A	A	A	A	-
Floor Mats Front All Weather	A	A	A	A	A
Go Tech Reverse Camera Kit ³	-	-	A	A	A
Rear Window Protection Grille (Dual Rear Doors Only)	A	A	A	A	-
Rear Door Ladder Kit	A	A	-	-	-
Tow Pack ⁴	A	A	A	A	A



Transit Custom shown.

16" alloys wheels^{2, 5}

Stylish alloy wheels to complement your Transit Commercial Vehicle's modern design.



Rear window protection grille

Grille fixes to the inside of rear windows for enhanced security without obscuring rearward vision.



Rear Door Ladder Kit

On Transit Custom, the Rear Door Ladder Kit provides easy access to the roof (suitable for low roof models only).

All Transit images shown on page 27 and 28 (excluding Transit Custom), available from Model Year 2018.75 vehicles produced from May 2018, on sale from August 2018. 1. Frozen White and Blazer Blue is a no cost option. All other Transit Commercial Vehicle range colours are Prestige paints available at additional cost. Also refer to page 24 for SVO Paint colours available at additional cost. 2. As a replacement for standard 16" steel wheels only. 3. This accessory is a Supplier Branded Accessory and is not manufactured or warranted by Ford. The warranty is provided by the manufacturer of the accessory. The information in this document relating to this accessory is

based on information provided by the manufacturer of the accessory. 4. Refer to the Dimensions & Weights specification page for full details and limitations of vehicle towing capacities. To comply with these limits, occupants and/or luggage may need to be restricted. For further details regarding passenger and luggage requirements, please consult your authorised Ford Dealer for details and/or refer to the owner's manual under "Trailer Towing" for further guidance. Towing is subject to State and Territory regulations. 5. 16" Accessory Alloy Wheels are not available on Transit Custom 300S manual transmission models.

Specifications VN Transit Custom 2018.50MY

	Transit Custom 300S SWB (Low Roof)	Transit Custom 300S SWB (High Roof)	Transit Custom 340L LWB (Low Roof)	Transit Custom 340L LWB (High Roof)
Engine				
2.0L EcoBlue Engine	S	S	S	S
Battery	Single	Single	Single	Single
Auto Stop/Start ¹	S	S	S	S
Power – Maximum (DIN)	96kW @ 3,500rpm	96kW @ 3,500rpm	96kW @ 3,500rpm	96kW @ 3,500rpm
Torque – Maximum (DIN), Valves	385Nm @ 1,500 - 2,000rpm, 16	385Nm @ 1,500 - 2,000rpm, 16	385Nm @ 1,500 - 2,000rpm, 16	385Nm @ 1,500 - 2,000rpm, 16
Transmission				
6-speed Manual	S	S	S	S
6-speed Automatic	O	O	O	O
Transmission ratios				
1st – Manual / Automatic	3.583 / 4.484	3.583 / 4.484	3.583 / 4.484	3.583 / 4.484
2nd – Manual / Automatic	1.864 / 2.872	1.864 / 2.872	1.864 / 2.872	1.864 / 2.872
3rd – Manual / Automatic	1.156 / 1.842	1.156 / 1.842	1.156 / 1.842	1.156 / 1.842
4th – Manual / Automatic	0.816 / 1.414	0.816 / 1.414	0.816 / 1.414	0.816 / 1.414
5th – Manual / Automatic	0.886 / 1.000	0.886 / 1.000	0.886 / 1.000	0.886 / 1.000
6th – Manual / Automatic	0.737 / 0.742	0.737 / 0.742	0.737 / 0.742	0.737 / 0.742
Final Drive – Manual / Automatic	3.940 / 3.650	3.940 / 3.650	4.430 / 3.650	4.430 / 3.650
Reverse – Manual / Automatic	1.423 / 2.882	1.423 / 2.882	1.423 / 2.882	1.423 / 2.882
Fuel Economy & Emissions				
Fuel	Diesel	Diesel	Diesel	Diesel
Combined Fuel Economy (L/100km) – Manual/Automatic ²	6.5 / 7.2	6.6 / 7.2	6.6 / 7.6	7.0 / 7.6
CO ₂ Emissions (g/km) – Manual/Automatic ²	169 / 186	172 / 187	174 / 197	182 / 197
Fuel Tank Capacity (Litres)	72	72	72	72
AdBlue® Tank Capacity (Litres)	21	21	21	21
Brakes				
Front Disc Brakes	288mm	288mm	308mm	308mm
Rear Disc Brakes	288mm	288mm	288mm	288mm
Suspension / Steering				
Front – Independent MacPherson Struts, Variable Rate Coil Springs, Stabiliser Bar and Gas Pressured Shock Absorbers	S	S	S	S
Rear – Single Leaf Springs, Gas Pressurised Shock Absorbers	S	S	S	S
Power Assisted Steering	S	S	S	S
Wheels & Tyres				
Wheel size / type – Standard	6.5" x 15" Steel wheels (Manual) 6.5" x 16" Steel wheels (Automatic)	6.5" x 15" Steel wheels (Manual) 6.5" x 16" Steel wheels (Automatic)	6.5" x 16" Steel wheels	6.5" x 16" Steel wheels
Wheel size / type – Option	6.5" x 16" Alloy wheels	6.5" x 16" Alloy wheels	6.5" x 16" Alloy wheels	6.5" x 16" Alloy wheels
Tyre Size	215/65 R15 (15" wheels) 215/65 R16 (16" wheels)	215/65 R15 (15" wheels) 215/65 R16 (16" wheels)	215/65 R16 (16" wheels)	215/65 R16 (16" wheels)
Turning Circle – Kerb to kerb (m)	10.9 (15" wheels) 11.6 (16" wheels)	10.9 (15" wheels) 11.6 (16" wheels)	12.8 (16" wheels)	12.8 (16" wheels)
Spare Wheel Type	Steel	Steel	Steel	Steel
Rear Wheel Configuration	Single	Single	Single	Single
Front and Rear Mudflaps	S	S	S	S

	Transit Custom 300S SWB (Low Roof)	Transit Custom 300S SWB (High Roof)	Transit Custom 340L LWB (Low Roof)	Transit Custom 340L LWB (High Roof)
Safety, Security & Driver Assistance				
6 Airbags – Driver, Front Passenger, Front Side Curtain & Front Side Seat	S	S	S	S
Electronic Brakeforce Distribution (EBD) ³	S	S	S	S
Emergency Brake Assist (EBA) ³	S	S	S	S
Cruise Control with Adjustable Speed Limiter	S	S	S	S
Dynamic Stability Control (DSC) incorporating ABS ³	S	S	S	S
Hill Launch Assist ³	S	S	S	S
Roll Over Mitigation ³	S	S	S	S
Emergency Brake Light	S	S	S	S

	Transit Custom 300S SWB (Low Roof)	Transit Custom 300S SWB (High Roof)	Transit Custom 340L LWB (Low Roof)	Transit Custom 340L LWB (High Roof)
Safety, Security & Driver Assistance continued				
Load Adaptive Control ³	S	S	S	S
Side Wind Stabilisation ³	S	S	S	S
Trailer Sway Control ³	S	S	S	S
Traction Control System ³	S	S	S	S
Rear Window Defroster	S	S	S	S
Remote Keyless Entry – 2 Fobs	S	S	S	S
Perimeter Alarm	S	S	S	S
Front Parking Sensors	S	S	S	S
Rear Parking Sensors	S	S	S	S
Reverse Camera	S	S	S	S

S = Standard O = Factory Option that can be ordered before a vehicle is manufactured A = Accessory that can be added at any time P = Part of a Pack

1. Auto Stop/Start will not occur in all situations. 2. Fuel consumption and emissions as per ADR 81/02 (combined cycle) and to be used for vehicle comparison purposes only. It is unlikely that this fuel consumption and emissions figure will be achieved in real world driving conditions. Actual fuel consumption and emissions will depend on many factors including the driver's habits, prevailing conditions and the vehicle's equipment, condition and use. 3. Driver-assist features are supplemental and do not replace the driver's attention, judgment and need to control the vehicle. May not operate in some driving and road conditions (including at certain speeds) or adverse weather. 4. Not all SYNC® features are compatible with all phones. For compatibility, see www.ford.com.au/sync. 5. Regular Production Options and Technology Pack are optional and available at additional cost.

Specifications continued

	Transit Custom 300S SWB (Low Roof)	Transit Custom 300S SWB (High Roof)	Transit Custom 340L LWB (Low Roof)	Transit Custom 340L LWB (High Roof)		Transit Custom 300S SWB (Low Roof)	Transit Custom 300S SWB (High Roof)	Transit Custom 340L LWB (Low Roof)	Transit Custom 340L LWB (High Roof)
Interior Features					Audio, communications & instruments				
Comfort & Convenience					SYNC®3 ⁴ with AppLink™ and Enhanced Voice Control	S	S	S	S
Air Conditioning – Manual Front Single Zone	S	S	S	S	Apple CarPlay™ ⁶ and Android Auto™ ⁶ integration	S	S	S	S
Leather Wrapped Steering Wheel	S	S	S	S	8.0" Multi-functional Touchscreen Display	S	S	S	S
Telescopic and Tilt Adjustable Steering Column	S	S	S	S	DAB+/AM/FM Radio	S	S	S	S
Fold Down Tray Table	S	S	S	S	4 Speakers (2 Woofers, 2 Tweeters)	S	S	S	S
Lighting – Dual Front Overhead	S	S	S	S	Steering Wheel Mounted Audio Controls	S	S	S	S
Power – 3 x 12V Sockets (Interior + Rear Cargo Area)	S	S	S	S	2x USB Ports	S	S	S	S
Power – 230V (150W) Power Inverter	S	S	S	S	Exterior Features				
Tachometer	S	S	S	S	Lights / Visibility				
Trip Computer with Digital Speedometer	S	S	S	S	Headlights (Halogen)	S	S	S	S
Power Front Windows (Auto Up/Down for Driver)	S	S	S	S	Daytime Running Lamps (Halogen)	S	S	S	S
Cruise Control with Adjustable Speed Limiter	S	S	S	S	Front Fog Lamps (Halogen)	S	S	S	S
Seating					'Follow-Me-Home' Headlight Function	S	S	S	S
Driver 10-Way Manual Seat (Fore/Aft, Recline, Up/Down, Cushion Tilt, Lumbar Adjust)	S	S	S	S	Manual Headlight Levelling	S	S	S	S
Driver Arm Rest	S	S	S	S	High Mounted Stop Light	S	S	S	S
Dual Front Passenger Fixed Seats	S	S	S	S	Power and Heated Exterior Mirrors (with Side Indicators)	S	S	S	S
Under Seat Storage Compartment (Passenger side)	S	S	S	S	Front Variable Intermittent Wipers	S	S	S	S
Heated Driver and Passenger Seats	S	S	S	S	Optional Features				
Cloth Seat Trim	S	S	S	S	Technology Pack⁵ Contains:				
Storage & Carrying					Pre-Collision Assist – AEB with Pedestrian Detection ³	P	P	P	P
Bottle Holders– Two 2-Litre	S	S	S	S	Adaptive Cruise Control ³	P	P	P	P
Cup Holders – 2	S	S	S	S	Blind Spot Monitoring System ³	P	P	P	P
Door Storage Pockets	S	S	S	S	Rear Cross Traffic Alert ³	P	P	P	P
Floor – Rubber (Front)	S	S	S	S	Lane Departure Warning ³	P	P	P	P
Locking Glove Box – With Lid & A4 Hanging File Storage Capability	S	S	S	S	Driver Impairment Monitor ³	P	P	P	P
Full Width Steel Bulkhead with Window and Load-Through Hatch	S	S	S	S	Automatic High Beam Control	P	P	P	P
Load Area Protection Kit (includes Sealed Load Floor and Side Wall Plywood Liner)	S	S	S	S	Automatic Headlamps	P	P	P	P
Load Area Compartment Light	S	S	S	S	Automatic Rain-Sensing Wipers ³	P	P	P	P
Load Area with 8x Compartment Tie Downs	S	S	S	S	Upgraded Instrument Cluster with 4.2" Colour Screen	P	P	P	P
Sliding Side Load Door (Left Side)	S	S	S	S	Heated Windshield	P	P	P	P
Rear Twin Barn Door with Window (180° Opening)	S	S	S	S	Tyre Pressure Monitoring System (TPMS)	P	P	P	P
Integrated Roof Rack (130kg Capacity)	S	-	S	-	MyKey™	P	P	P	P
					Regular Production Options⁵:				
					Satellite Navigation with Traffic Message Channel ⁵	O	O	O	O
					Window on Side Load Door (LHS only) ⁵	O	O	O	O
					Dual Side Load Doors (No Windows) ⁵	O	-	O	-
					Dual Side Load Doors (With Windows) ⁵	O	-	O	-
					Rear Liftgate Style Door (in lieu of Twin Hinged) ⁵	O	-	O	-
					Prestige Paint ⁵	O	O	O	O
					Special Vehicle Options (SVO) Paint ⁵	O	O	O	O

S = Standard O = Factory Option that can be ordered before a vehicle is manufactured A = Accessory that can be added at any time P = Part of a Pack

6. Apple CarPlay / Android Auto requires phone with compatible version of Apple iOS / Android (as applicable), active data service, and connection cable (sold separately). SYNC® does not control Apple CarPlay / Android Auto while in use. Apple / Google and other third parties are responsible for their respective functionality. Message and data rates may apply. Apple CarPlay is a trademark of Apple Inc. registered in the US and other countries. Android Auto is a trademark of Google Inc. Warning: Local laws prohibit some phone functions while driving. Check your local road rules before using these functions.

TRANSIT VAN AND CAB CHASSIS

(2018.75MY Transit Van and Cab Chassis from May production and on-sale August 2018)

Specifications VO Transit 2018.75MY*

	Transit 350L LWB RWD Van (Mid Roof)	Transit 350L LWB RWD Van (High Roof)	Transit 350L LWB FWD Van (Mid Roof)	Transit 350L LWB FWD Van (High Roof)	Transit 350E Jumbo Van (SRW)	Transit 470E Jumbo Van (DRW)	Transit 470E Single Cab Chassis	Transit 470E Double Cab Chassis
Engine								
2.0L EcoBlue Engine	S	S	S	S	S	S	S	S
Power – Maximum (DIN)	125kW @ 3,500rpm	125kW @ 3,500rpm	125kW @ 3,500rpm	125kW @ 3,500rpm	125kW @ 3,500rpm	125kW @ 3,500rpm	125kW @ 3,500rpm	125kW @ 3,500rpm
Torque – Maximum (DIN), Valves	405Nm @ 1,750 - 2,500rpm, 16	405Nm @ 1,750 - 2,500rpm, 16	405Nm @ 1,750 - 2,500rpm, 16	405Nm @ 1,750 - 2,500rpm, 16	405Nm @ 1,750 - 2,500rpm, 16	405Nm @ 1,750 - 2,500rpm, 16	405Nm @ 1,750 - 2,500rpm, 16	405Nm @ 1,750 - 2,500rpm, 16
Drive Configuration	RWD	RWD	FWD	FWD	RWD	RWD	RWD	RWD
Emissions Level	Euro VI	Euro VI	Euro VI	Euro VI	Euro VI	Euro VI	Euro VI	Euro VI
Battery	Single	Single	Single	Single	Single	Single	Single	Single
Auto Stop/Start ¹	S	S	S	S	S	S	S	S
Transmission								
6-speed Manual	S	S	-	-	S	S	S	S
6-speed Automatic	-	-	S	S	-	-	-	-
Transmission ratios								
1st	5.70	5.70	4.48	4.48	5.70	5.44	5.44	5.44
2nd	2.97	2.97	2.87	2.87	2.97	2.84	2.84	2.84
3rd	1.80	1.80	1.84	1.84	1.80	1.72	1.72	1.72
4th	1.28	1.28	1.41	1.41	1.28	1.22	1.22	1.22
5th	1.00	1.00	1.00	1.00	1.00	1.00	1.00	1.00
6th	0.78	0.78	0.74	0.74	0.78	0.79	0.79	0.79
Final Drive	3.15	3.15	3.65	3.65	3.15	4.10	4.10	4.10
Reverse	5.17	5.17	2.88	2.88	5.17	4.94	4.94	4.94
Fuel Economy & Emissions								
Fuel	Diesel	Diesel	Diesel	Diesel	Diesel	Diesel	Diesel	Diesel
Fuel Tank Capacity (Litres)	100	100	72	72	100	100	100	100
AdBlue® Tank Capacity (Litres)	21	21	21	21	21	21	21	21
Brakes								
Front and Rear Disc Brakes	S	S	S	S	S	S	S	S
Suspension / Steering								
Front – Independent MacPherson Struts	S	S	S	S	S	S	S	S
Rear – Single Leaf Springs	S	S	S	S	S	S	S	S
Power Assisted Steering	S	S	S	S	S	S	S	S
Wheels & Tyres								
Wheel Size	6.5 x 16"	6.5 x 16"	6.5 x 16"	6.5 x 16"	6.5 x 16"	6 x 16"	6 x 16"	6 x 16"
Wheel Type	Steel	Steel	Steel	Steel	Steel	Steel	Steel	Steel
Tyre Size	235/65 R16	235/65 R16	235/65 R16	235/65 R16	235/65 R16	195/75 R16	195/75 R16	195/75 R16
Turning Circle – Kerb to kerb (m)	13.3	13.3	13.3	13.3	13.3	13.3	14.0	14.0
Rear Wheel Configuration	Single	Single	Single	Single	Single	Dual	Dual	Dual
Spare Wheel	Steel	Steel	Steel	Steel	Steel	Steel	Steel	Steel
Front and Rear Mudflaps	S	S	S	S	S	S	S	S
Safety, Security & Driver Assistance								
6 Airbags – Driver, Front Passenger, Front Side Curtain & Front Side Seat	S	S	S	S	S	S	S	S
Electronic Brakeforce Distribution (EBD) ³	S	S	S	S	S	S	S	S
Emergency Brake Assist (EBA) ³	S	S	S	S	S	S	S	S

S = Standard O = Factory Option that can be ordered before a vehicle is manufactured A = Accessory that can be added at any time P = Part of a Pack

*Available from Model Year 2018.75 vehicles produced from May 2018, On sale from August 2018. 1. Auto Stop/Start will not occur in all situations. 2. Fuel consumption and emissions as per ADR 81/02 (combined cycle) and to be used for vehicle comparison purposes only. It is unlikely that this fuel consumption and emissions figure will be achieved in real world driving conditions. Actual fuel consumption and emissions will depend on many factors including the driver's habits, prevailing conditions and the vehicle's equipment, condition and use. 3. Driver-assist features are supplemental and do not replace the driver's attention, judgment and need to control the

Specifications continued

	Transit 350L LWB RWD Van (Mid Roof)	Transit 350L LWB RWD Van (High Roof)	Transit 350L LWB FWD Van (Mid Roof)	Transit 350L LWB FWD Van (High Roof)	Transit 350E Jumbo Van (SRW)	Transit 470E Jumbo Van (DRW)	Transit 470E Single Cab Chassis	Transit 470E Double Cab Chassis
Safety, Security & Driver Assistance continued								
Cruise Control with Adjustable Speed Limiter	S	S	S	S	S	S	S	S
Dynamic Stability Control (DSC) incorporating ABS ³	S	S	S	S	S	S	S	S
Emergency Assistance ⁶	S	S	S	S	S	S	S	S
Hill Launch Assist ³	S	S	S	S	S	S	S	S
Roll Over Mitigation ³	S	S	S	S	S	S	S	S
Emergency Brake Light	S	S	S	S	S	S	S	S
Load Adaptive Control ³	S	S	S	S	S	S	S	S
Side Wind Stabilisation ³	S	S	S	S	S	S	S	S
Trailer Sway Control ³	S	S	S	S	S	S	S	S
Traction Control System ³	S	S	S	S	S	S	S	S
Rear Window Defroster	S	S	S	S	S	S	-	-
Immobiliser – Passive Anti-theft System	S	S	S	S	S	S	S	S
Remote Keyless Entry – 2 Fobs	S	S	S	S	S	S	S	S
Perimeter Alarm	S	S	S	S	S	S	S	S
Front Parking Sensors	S	S	S	S	S	S	-	-
Rear Parking Sensors	S	S	S	S	S	S	-	-
Reverse Camera with Trailer Hitch Assist	S	S	S	S	S	S	-	-
Interior Features								
Comfort & Convenience								
Air Conditioning – Manual Front Single Zone	S	S	S	S	S	S	S	S
Leather Wrapped Steering Wheel	S	S	S	S	S	S	S	S
Telescopic and Tilt Adjustable Steering Column	S	S	S	S	S	S	S	S
Light – Front Overhead with Theatre Dimming	S	S	S	S	S	S	S	S
Power – 3 x 12V Sockets (Interior + Rear Cargo Area)	S	S	S	S	S	S	S	S
Tachometer	S	S	S	S	S	S	S	S
Trip Computer with Digital Speedometer	S	S	S	S	S	S	S	S
Power Front Windows (Auto Up/Down for Driver)	S	S	S	S	S	S	S	S
Seating								
Driver 10-Way Manual Seat (Fore/Aft, Recline, Up/Down, Cushion Tilt, Lumbar Adjust)	S	S	S	S	S	S	S	S
Driver Arm Rest	S	S	S	S	S	S	S	S
Dual Front Passenger Fixed Seats with 2-way Manual Adjustment	S	S	S	S	S	S	S	S
Under Seat Stowage Compartment (Passenger side)	S	S	S	S	S	S	S	S
Single Front Passenger Seat (in lieu of Dual Front)	O	O	O	O	O	O	O	O
Heated Driver and Passenger Seats	S	S	S	S	S	S	S	S
Cloth Seat Trim	S	S	S	S	S	S	S	S
Storage & Carrying								
Bottle Holders – Two 2 Litre	S	S	S	S	S	S	S	S
Cup Holders – 2	S	S	S	S	S	S	S	S
Door – Storage Pockets (Fit A4 Clipboard and 2 Litre Bottle)	S	S	S	S	S	S	S	S
Floor – Rubber (Front)	S	S	S	S	S	S	S	S

S = Standard O = Factory Option that can be ordered before a vehicle is manufactured A = Accessory that can be added at any time P = Part of a Pack

vehicle. May not operate in some driving and road conditions (including at certain speeds) or adverse weather. 4. Not all SYNC®3 features are compatible with all phones. For compatibility, see www.ford.com.au/sync. 5. Regular Production Options are optional and available at additional cost. 6. Needs a paired and in range mobile phone. Can activate in the event of a crash which deploys an airbag or activates the fuel pump shut off. 7. Apple CarPlay / Android Auto requires phone with compatible version of Apple iOS / Android (as applicable), active data service, and connection cable (sold separately). SYNC® does not control Apple CarPlay / Android Auto while in use.

TRANSIT VAN AND CAB CHASSIS

(2018.75MY Transit Van and Cab Chassis from May production and on-sale August 2018)

Specifications continued

	Transit 350L LWB RWD Van (Mid Roof)	Transit 350L LWB RWD Van (High Roof)	Transit 350L LWB FWD Van (Mid Roof)	Transit 350L LWB FWD Van (High Roof)	Transit 350E Jumbo Van (SRW)	Transit 470E Jumbo Van (DRW)	Transit 470E Single Cab Chassis	Transit 470E Double Cab Chassis
Storage & Carrying continued								
Glove Box – With Lid & A4 Hanging File Storage Capability	S	S	S	S	S	S	S	S
Full Width Steel Bulkhead with Window	S	S	S	S	S	S	-	-
Load Area Protection Kit (includes Sealed Load Floor and Side Wall Plywood Liner)	S	S	S	S	S	S	-	-
Load Area Compartment Light	S	S	S	S	S	S	-	-
Load Area with 10x Compartment Tie Downs	S	S	S	S	S	S	-	-
Sliding Side Load Door (Left Side)	S	S	S	S	S	S	-	-
Rear Twin Barn Door with Window (270° Opening)	S	S	S	S	S	S	-	-
Audio, communications & instruments								
SYNC®3 ⁴ with AppLink™ and Enhanced Voice Control	S	S	S	S	S	S	S	S
Apple CarPlay™ ⁷ and Android Auto™ ⁷ integration	S	S	S	S	S	S	S	S
6.5" Multi-functional Touchscreen Display	S	S	S	S	S	S	S	S
Satellite Navigation with Traffic Message Channel	S	S	S	S	S	S	S	S
DAB+ /AM/FM Radio	S	S	S	S	S	S	S	S
4 Speakers (2 Woofers, 2 Tweeters)	S	S	S	S	S	S	S	S
Steering Wheel Mounted Audio Controls	S	S	S	S	S	S	S	S
2x USB Ports	S	S	S	S	S	S	S	S
Exterior Features								
Roof height								
Medium Roof	S	-	S	-	-	-	-	-
High Roof	-	S	-	S	S	S	-	-
Lights/Visibility								
Headlights (Halogen)	S	S	S	S	S	S	S	S
Daytime Running Lamps (Halogen)	S	S	S	S	S	S	S	S
Front Fog Lamps (Halogen)	S	S	S	S	S	S	-	-
'Follow-Me-Home' Headlight Function	S	S	S	S	S	S	S	S
Manual Headlight Levelling	S	S	S	S	S	S	S	S
High Mounted Stop Light	S	S	S	S	S	S	-	-
Lights – Side Marker Lights	-	-	-	-	S	S	S	S
Rear Door Edge Reflector Strip	S	S	S	S	S	S	-	-
Exterior Mirrors – Power Foldable, Heated, Electrically Operated with Side Indicators	S	S	S	S	S	S	-	-
Exterior Mirrors – Heated, Electrically Operated with Side Indicators	-	-	-	-	-	-	S	S
Front Variable Intermittent Wipers	S	S	S	S	S	S	S	S
Optional Features								
Doors – Dual Side Load Doors (Left and Right Side) ³	O	-	O	-	-	-	-	-
High Roof ⁵	O	S	O	S	S	S	-	-
Single Front Passenger Seat (in lieu of Dual Front) ⁵	O	O	O	O	O	O	O	O
Prestige Paint ⁵	O	O	O	O	O	O	O	O
Special Vehicle Options (SVO) Paint ⁵	O	O	O	O	O	O	O	O

S = Standard O = Factory Option that can be ordered before a vehicle is manufactured A = Accessory that can be added at any time P = Part of a Pack

Apple / Google and other third parties are responsible for their respective functionality. Message and data rates may apply. Apple CarPlay is a trademark of Apple Inc. registered in the US and other countries. Android Auto is a trademark of Google Inc. Warning: Local laws prohibit some phone functions while driving. Check your local road rules before using these functions.

FORD SERVICE

Our Commitment to You

Convenience. Reliability. And no nasty surprises. That's what service should be. And that's exactly what Ford promises when you have your car serviced. Feel at ease knowing that your car is being serviced by factory trained technicians using specialised diagnostic equipment. After all, nobody knows your Ford better than we do.

Five Year / Unlimited Kilometre Warranty

As a Ford owner you will now receive a Five Year / Unlimited Kilometre Ford Express New Vehicle Warranty with your purchase¹. For details about this warranty please visit: www.ford.com.au/owners/warranties



Service Experience

Speak to your participating Ford Dealer today about how we can help you make the most out of your vehicle experience.



Free Loan Car

So we can keep you on the road when you're getting a scheduled service you can take advantage of our Free Loan Car program⁴.



Auto Club Membership

Getting a flat tyre or battery is never convenient so State Auto Club Membership and Roadside Assistance for up to 12 months will be included with your next standard service, for up to seven years/unlimited kilometres³.



Service Price Promise

With Ford's Service Price Promise, you'll know what you're going to pay for a standard service before you even come in. So there are no nasty surprises for the life of your Ford⁵.



Sat Nav Map Updates

Never lose your way again with the latest map data for your Satellite Navigation system. If your vehicle has SYNC[®] 3 with Satellite Navigation, you'll receive yearly map updates for up to seven years with your scheduled servicing. If your vehicle has SYNC[®] 2 with Satellite Navigation, you'll receive yearly map updates until September 2024².



- VEHICLE REPORT CARD
- ONLINE BOOKING
- BRAKES PRICE PROMISE⁷

- LOW PRICE TYRE GUARANTEE PRICE MATCH PROGRAM⁶

- 24/7 ACCESS TO FORD CUSTOMER RELATIONSHIP CENTRE

Now that's what Service should be.

Contact us

If you have any questions or concerns, please contact our Customer Relationship Centre on 13 FORD (13 3673) or email customers@fordcr.com.au

Running a fleet?

Our Ford Fleet team is here to assist you in any way we can. Please call 1300 13 13 30 or email askfleet@ford.com

Ford For Good

From supporting national causes to community volunteering, we take our social responsibility seriously. Find out more at ford.com.au/about/community



1. Warranty conditions apply. 5 year/unlimited km Ford Express New Vehicles Warranty applies to new, demonstrator and service loaner vehicles delivered from 1 May 2018. Our goods come with consumer guarantees that cannot be excluded under the Australian Consumer Law. Our warranty does not limit and may not exceed your rights under those guarantees. 2. Available at participating Dealers. Customers must comply with scheduled servicing intervals. See www.ford.com.au/service/t-and-c for full terms. 3. Available to Private and Blue Business Fleet customers with vehicles 7 years old or less. State Auto Club Membership & Roadside Assistance is included for 12 months or until your next eligible standard service (whichever occurs first) at participating Dealers. Customers must comply with scheduled servicing intervals to maintain continuity of membership. New Transit vans are covered by a 12 month Ford Vancare Roadside Assistance product and therefore do not receive State Auto Club Roadside Assistance and Membership when purchased. Transit vans are only eligible to receive State Auto Club Roadside Assistance and Membership after the completion of the 1 year Ford Vancare Roadside Assistance product that is included with the sale of all new Transit vehicles. Towing will be at the customers cost for Vans with a GVM >4,490kg. See www.ford.com.au/service/owners/t-and-c for full terms. 4. Available at participating dealers on scheduled services or overnight warranty repairs. Private and Blue, Silver and Gold Business Fleet customers only. Booking may be required. See www.ford.com.au/owners/service/t-and-c/ for full terms. 5. Available at participating Ford Dealers on vehicles built from 2007. Customers will pay equal to or less than the maximum price as published by Ford for the period of the web quote for standard items in the A and B logbook service together with selected routine maintenance items. See www.ford.com.au/owners/service/t-and-c/ for full terms. 6. Available on selected tyres of listed brands that are stocked by participating Ford dealers. Competitor tyres must be new, identical and available from an Australian tyre retailer. Offer includes "4 for 3" or similar competitor offers, but excludes competitor cashback offers, gift cards, "wheel and tyre" bundles, tyres purchased under an installment payment plan, clearance and liquidation stock and any competitor quotes that cannot be verified. Offer is available to private retail and Blue Business Fleet customers who present an eligible competitor quote. Includes valid competitor's quote within 30 days after purchase. Various adjustments, including fitment and freight, apply to ensure a like-for-like price comparison. See your participating Ford dealer for full terms and conditions. Ford reserves the right to vary or withdraw the Low Price Tyre Guarantee offer at any time. 7. Available at participating Ford Dealers. Excludes F-Series, Everest, Mustang, Transit models and Performance Vehicles. Customers will pay equal to or less than the current maximum price as published by Ford at ford.com.au/owners/service/brakes. Maximum prices are subject to change. See <http://www.ford.com.au/owners/service/t-and-c/> for full terms.

This brochure details specifications and features of the Transit Commercial Vehicle Range. Some driver assistance features and safety features described in this brochure are designed to function using sensors, whose performance may be affected under certain weather or environmental conditions. Not all features will be available on the entire Transit Commercial Vehicle Range. Please visit our website www.ford.com.au for more information.

This brochure is designed to provide you with a general introduction to the Ford Products (including available optional equipment) referred to, and should be read in conjunction with the latest specification sheet. Image and illustrations are for information purposes and are indicative only. Because of changes in conditions and circumstances Ford* reserves the right, subject to all applicable laws, at any time, at its discretion, and without notice, to discontinue or change the features, designs, materials, colours and other specifications and the prices of its products, and to either permanently or temporarily withdraw any such products from the market without incurring any liability to any prospective purchaser or purchasers. The latest specification sheet should be referred to for information on the availability, ordering and use of features and optional equipment. Always consult an authorised Ford Dealer for the latest information with respect to features, specifications, prices, optional equipment and availability before deciding to place an order.

*FORD MOTOR COMPANY OF AUSTRALIA LIMITED. (A.B.N. 30 004 116 223) Registered Office: Level 1, 600 Victoria St, Richmond, Victoria 3121, Australia. Transit Commercial Vehicle Range Brochure. Printed May 2018. BHFP00515 FRD0002284

Discover more at ford.com.au

Click to Request



Quote



Hot Deals



Test Drive



Go Further



Go Further



Norwood

190 Portrush Road, Trinity Gardens SA, 5068

Phone: 1300 13 77 55

Email: info@jarviscars.com.au

Hillcrest

477 North East Road, Hillcrest SA, 5086

Phone: 1300 13 77 55

Email: info@jarviscars.com.au

Gepps Cross - Used Cars

491 Main North Road, Gepps Cross SA, 5094

Phone: 1300 13 77 55

Email: info@jarviscars.com.au

